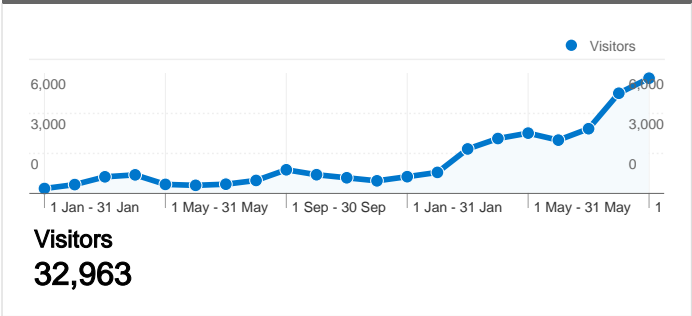


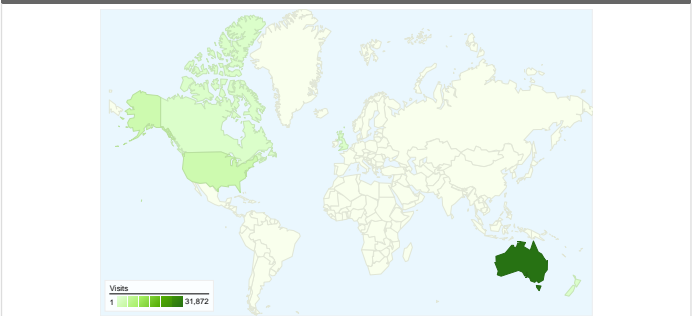
**Site Usage**

<b>43,562</b> Visits	<b>62.51%</b> Bounce Rate
<b>164,812</b> Pageviews	<b>00:04:04</b> Avg. Time on Site
<b>3.78</b> Pages/Visit	<b>75.35%</b> % New Visits

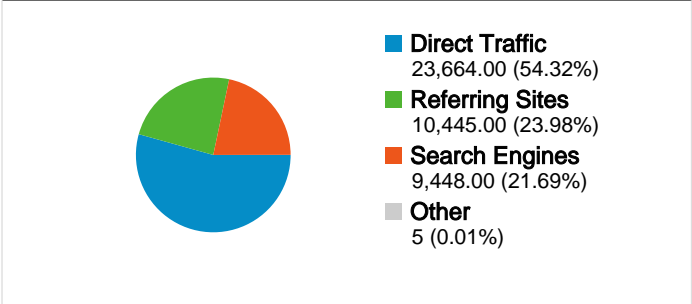
**Visitors Overview**



**Map Overlay**

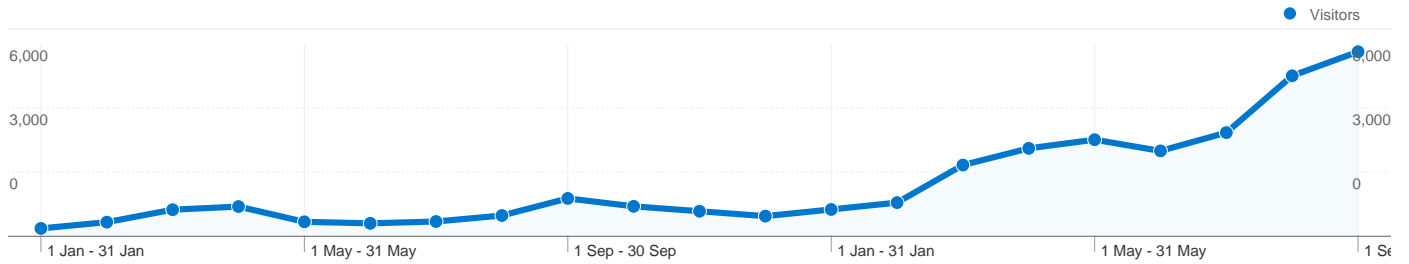


**Traffic Sources Overview**



**Content Overview**

Pages	Pageviews	% Pageviews
/	9,769	5.93%
/system:recent-changes	5,476	3.32%
/asset-management	4,860	2.95%
/system:members	3,507	2.13%
/start	3,374	2.05%



**32,963 people visited this site**

**43,562 Visits**

**32,963 Absolute Unique Visitors**

**164,812 Pageviews**

**3.78 Average Pageviews**

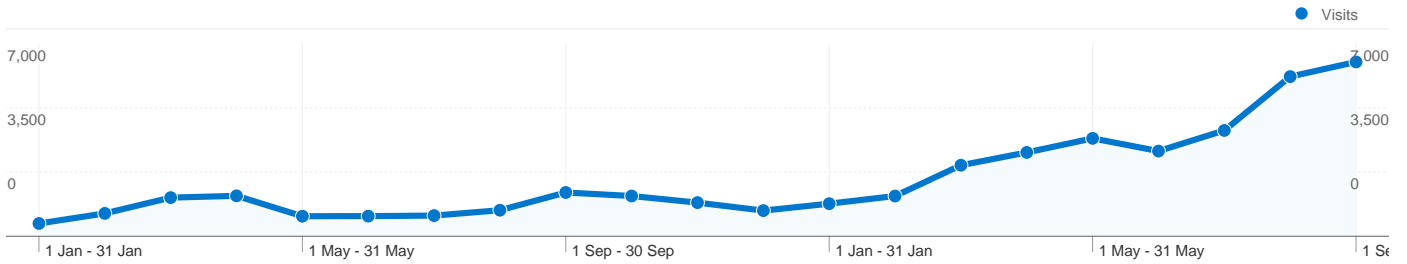
**00:04:04 Time on Site**

**62.51% Bounce Rate**




**75.35% New Visits**

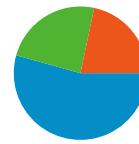
## Technical Profile

Browser	Visits	% visits	Connection Speed	Visits	% visits
Internet Explorer	30,081	69.05%	Unknown	21,349	49.01%
Firefox	8,020	18.41%	DSL	9,759	22.40%
Chrome	4,153	9.53%	Cable	5,799	13.31%
Safari	901	2.07%	T1	4,612	10.59%
Opera	266	0.61%	Dialup	1,670	3.83%



All traffic sources sent a total of 43,562 visits

-  **54.31%** Direct Traffic
-  **23.97%** Referring Sites
-  **21.68%** Search Engines

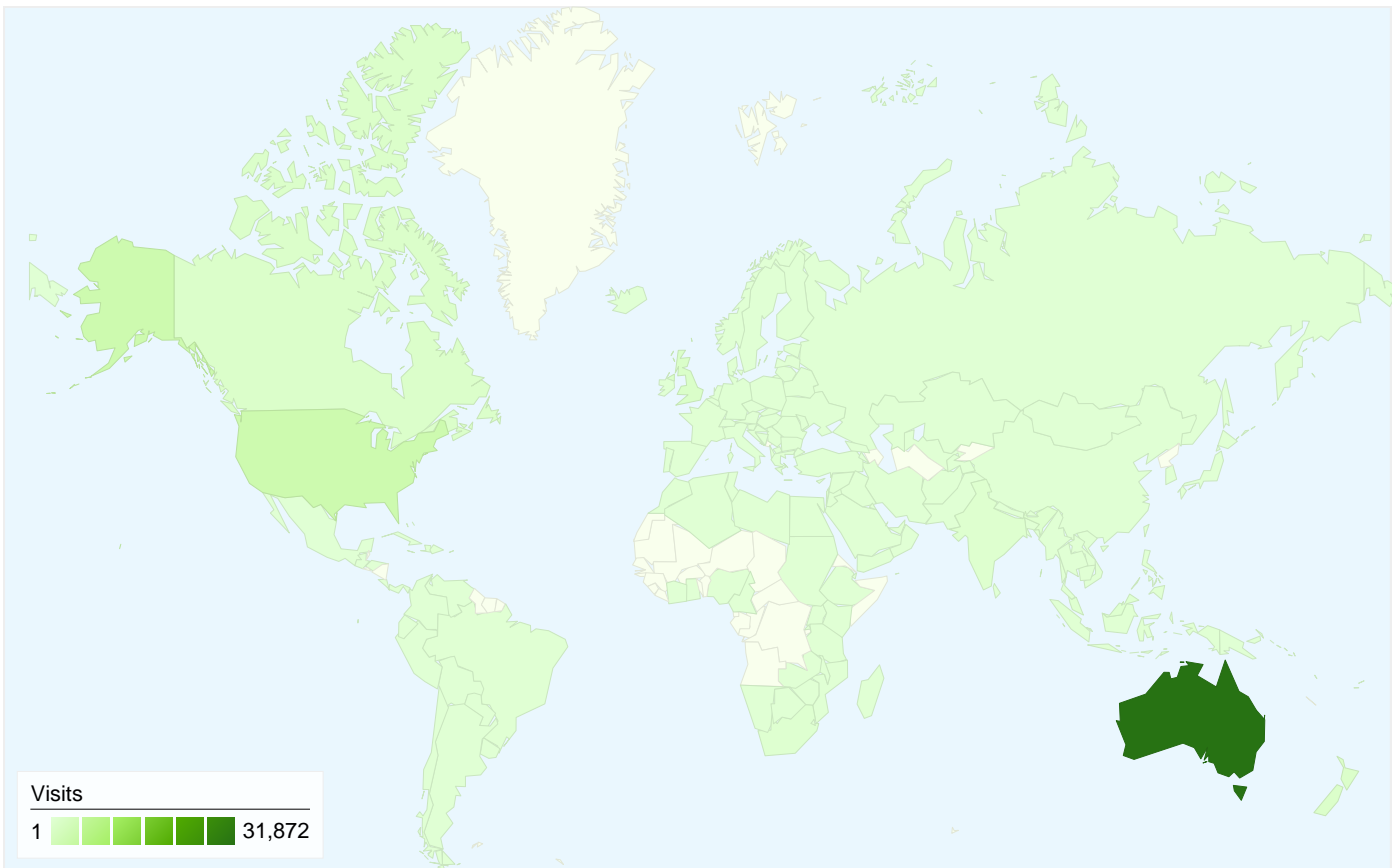


- **Direct Traffic**  
23,664.00 (54.32%)
- **Referring Sites**  
10,445.00 (23.98%)
- **Search Engines**  
9,448.00 (21.69%)
- **Other**  
5 (0.01%)

## Top Traffic Sources

Sources	Visits	% visits
(direct) ((none))	23,674	54.33%
google (organic)	9,053	20.78%
lgam.info (referral)	2,133	4.90%
en.wikipedia.org (referral)	1,787	4.10%
lgam.wikidot.com (referral)	1,396	3.20%

Keywords	Visits	% visits
lgam	456	4.83%
asset management plan	83	0.88%
gosnells city council location	83	0.88%
sewerage code of australia	77	0.81%
asset management	74	0.78%

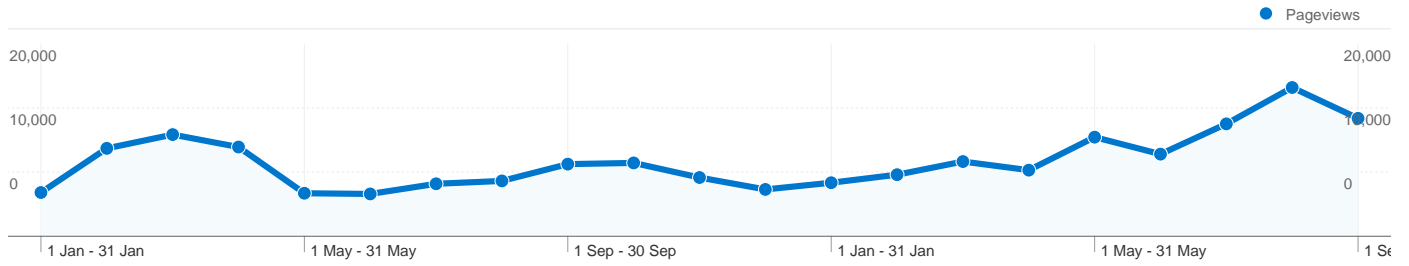


**43,562 visits came from 159 countries/territories**

Site Usage


Visits	Pages/Visit	Avg. Time on Site	% New Visits	Bounce Rate	
<b>43,562</b> % of Site Total: 100.00%	<b>3.78</b> Site Avg: 3.78 (0.00%)	<b>00:04:04</b> Site Avg: 00:04:04 (0.00%)	<b>75.37%</b> Site Avg: 75.35% (0.03%)	<b>62.51%</b> Site Avg: 62.51% (0.00%)	
Country/Territory	Visits	Pages/Visit	Avg. Time on Site	% New Visits	Bounce Rate
Australia	<b>31,872</b>	4.36	00:05:07	68.88%	58.11%
United States	<b>3,560</b>	2.06	00:00:54	94.47%	76.07%
United Kingdom	<b>1,124</b>	1.84	00:00:50	94.66%	77.22%
New Zealand	<b>1,021</b>	3.19	00:01:42	88.83%	62.00%
Canada	<b>1,008</b>	2.63	00:01:26	95.04%	76.79%
India	<b>509</b>	2.16	00:01:14	86.25%	66.60%
South Africa	<b>462</b>	2.79	00:01:48	95.24%	77.49%
Malaysia	<b>383</b>	3.08	00:02:21	86.95%	68.15%
Singapore	<b>200</b>	1.46	00:00:29	97.50%	88.50%
Germany	<b>185</b>	2.03	00:01:19	90.81%	78.38%

1 - 10 of 159



Pages on this site were viewed a total of 164,812 times

 164,812 Pageviews

 110,145 Unique Views

 62.51% Bounce Rate

## Top Content

Pages	Pageviews	% Pageviews
/	9,769	5.93%
/system:recent-changes	5,476	3.32%
/asset-management	4,860	2.95%
/system:members	3,507	2.13%
/start	3,374	2.05%